

Custom Line 106'

**CUSTOM LINE**

# Custom Line 106'

**CUSTOM LINE**

BEYOND THE LINE

# Beyond the line.

Some people stop at the superficial;  
we strive to go beyond.

Because only those who cruise  
know where to find the sublime:  
Beyond the surface.

**Beyond the Line.**

See another sea with  
the **Custom Line 106'**.

A reflection of the owner's personality,  
she's more than a yacht;  
she's a unique masterpiece.  
Because cruising is an art.  
The art of being different.



Some  
people see  
a long  
perspective;



we see  
a masterly design.







The only direction  
is **inspiration**.







A new **futurist manifesto**.  
Irrepressible, vibrant, fast.  
Black, white, contrasts.  
And character in every detail.



## Dimensions

**32,82** meters

overall length

**7,3** meters

maximum beam


**3** decks

Dreams

need their space.



Some  
people see  
an abstract  
geometry;



we see a unique  
creation.





The landscape  
is an **endless** skyline.



## Facts & Figures

**1050** nautical miles

range at 10 knots

**26** knots

maximum speed

**23** knots

cruising speed

Custom Line 106'

Where time stops

and inspiration flows.



A real journey leads  
to new excitement  
to **new experiences.**










Cruising means  
creating your story.

Some  
people see  
a triangle;



we see  
a perfect design.







Interior **style**  
delights when seen  
looking outwards





Amazing  
panoramic views

360°


panorama

1

openable floor-to-ceiling side windows

Where the horizon  
becomes a beautiful vision.

Some  
people see  
a diagonal;





we see  
a vision of beauty.





Perfection exists.  
In every shape,  
in every wave.





Travelling is gazing  
at sensations.







## Key features

**6,5** metre-wide

full-beam master cabin with

**1**

optional suspended terrace  
over the water with panoramic views

**1**

innovative semi-floodable garage

**1**

unprecedented soundproofing

For oceans of sensations,  
choose the sea.



Some  
people see  
a line;





we see a fantastic  
sculpture.





## Grand layouts

**220** sqm

of exterior floor space

**36** sqm

forward area

**53** sqm

sun deck

The most inspiring horizon  
is the one that's yet to be discovered.

Elegance and verve,  
all on one deck.  
Or rather, three.







**Beauty** is simplicity.  
Simply wonderful.







Where artistry takes unexpected forms, to **amaze** at each new glance.







Custom Line 106'.  
Far away, so close.







**Surprise** is discovering how mere lines can make a great masterpiece.





## Specifiche tecniche

## Technical specifications

## Especificaciones técnicas

## Технические характеристики

## 技术规格

### المواصفات الفنية

<b>MOTORIZZAZIONE</b> <p>2 x MTU 16V 2000 M86 potenza 2217 mhp / 1630 kW a 2450 giri/min <p>2 x MTU 16V 2000 M96L potenza 2638 mhp / 1939 kW a 2450 giri/min</p></p>			std <p>opt</p>
<b>VELOCITA' (nodi)</b> <p>Velocità massima di punta <p>Velocità di crociera <p>Velocità di crociera economica</p></p></p>	<b>MTU 2217</b> <p>23 <p>20 <p>12</p></p></p>		<b>MTU 2638</b> <p>26 <p>22 <p>12</p></p></p>
<b>AUTONOMIA (miglia nautiche)</b> <p>Velocità massima <p>Velocità di crociera <p>Velocità di crociera economica</p></p></p>	<b>MTU 2217</b> <p>400 <p>450 <p>1050</p></p></p>		<b>MTU 2638</b> <p>360 <p>400 <p>1050</p></p></p>
<b>DIMENSIONI PRINCIPALI</b> <p>Loa = Lunghezza fuori tutto ISO 8666 <p>Lh = Lunghezza di costruzione ISO 8666 <p>Lg = Lunghezza al galleggiamento (a pieno carico) <p>Larghezza massima <p>Immersione alle eliche (a pieno carico) <p>Dislocamento ad imbarcazione scarica e asciutta <p>Dislocamento a pieno carico <p>Stazza Lorda <p>Numero massimo di persone imbarcabili</p></p></p></p></p></p></p></p></p>	<p>32,82 <p>32,82 <p>26,74 <p>7,30 <p>2,03 <p>126 <p>146 <p>210</p></p></p></p></p></p></p></p>	<p>m/ft. in. <p>m/ft. in. <p>m/ft. in. <p>m/ft. in. <p>m/ft. in. <p>t/lb <p>t/lb <p>GT</p></p></p></p></p></p></p></p>	<p><b>107' 8"</b> <p><b>107' 8"</b> <p><b>87' 9"</b> <p><b>23' 11"</b> <p><b>6' 8"</b> <p><b>277782</b> <p><b>321875</b> <p><b>20</b></p></p></p></p></p></p></p></p>
Classificazione	RINA Class Certificate for Pleasure Yachts, C ✪ HULL, • MACH, Y, Unrestricted Navigation		
<b>DATI CARATTERISTICI</b> <p>Tipo di carena: geometria variabile con pattini di sostentamento e deadrise <p>H massima = Altezza massima dalla chiglia <p>P = sporgenza poppiera spinggetta mobile <p>Capacità serbatoi carburante <p>Capacità serbatoi acqua</p></p></p></p></p>	<p>10 <p>13,23 <p>0,00 <p>14700 <p>3000</p></p></p></p></p>	<p>° <p>m/ft. in. <p>m/ft. in. <p>lt./US gals. <p>lt./US gals.</p></p></p></p></p>	<p> <p><b>43' 5"</b> <p><b>0' 0"</b> <p><b>3884</b> <p><b>793</b></p></p></p></p></p>
<b>SPECIFICHE PRESTAZIONALI</b> <p>i dati prestazionali sono stabiliti al seguente dislocamento: <p>e si riferiscono alla barca nella versione standard <p>a 1/2 carico liquidi, con carena pulita, temp. 25° C, <p>buone condizioni climatiche e 8 persone a bordo, <p>sovaccaricando la barca di: <p>si ha una perdita di velocità massima pari a:</p></p></p></p></p></p>	<p>135 <p> <p>3 <p>1</p></p></p></p>	<p>t/lb <p> <p>t/lb <p>nodo</p></p></p></p>	<p>297346 <p> <p>6614</p></p></p>
Hull and propulsion design: Ferretti Group Engineering. <p>Superstructure and Interiors design: Francesco Paszkowski Design.</p>	PRELIMINARY		

<b>MTU 2217</b> <p>23 <p>20 <p>12</p></p></p>		<b>MTU 2638</b> <p>26 <p>22 <p>12</p></p></p>	
<b>MTU 2217</b> <p>400 <p>450 <p>1050</p></p></p>		<b>MTU 2638</b> <p>360 <p>400 <p>1050</p></p></p>	
<p>32,82 <p>32,82 <p>26,74 <p>7,30 <p>2,03 <p>126 <p>146 <p>210</p></p></p></p></p></p></p></p>	<p>m/ft. in. <p>m/ft. in. <p>m/ft. in. <p>m/ft. in. <p>m/ft. in. <p>t/lb <p>t/lb <p>GT</p></p></p></p></p></p></p></p>	<p><b>107' 8"</b> <p><b>107' 8"</b> <p><b>87' 9"</b> <p><b>23' 11"</b> <p><b>6' 8"</b> <p><b>277782</b> <p><b>321875</b> <p><b>20</b></p></p></p></p></p></p></p></p>	
RINA Class Certificate for Pleasure Yachts, C ✪ HULL, • MACH, Y, Unrestricted Navigation			
<b>5 TECHNICAL DATA</b> <p>Hull type: warped hull with spray rails and aft deadrise <p>H = Overall height from keel <p>P = swim platform <p>Fuel tanks capacity <p>Water tanks capacity</p></p></p></p></p>	<p>10 <p>13,23 <p>0,00 <p>14700 <p>3000</p></p></p></p></p>	<p>° <p>m/ft. in. <p>m/ft. in. <p>lt./US gals. <p>lt./US gals.</p></p></p></p></p>	<p> <p><b>43' 5"</b> <p><b>0' 0"</b> <p><b>3884</b> <p><b>793</b></p></p></p></p></p>
<b>PERFORMANCE SPECIFICATIONS</b> <p>the performance is estimated at the following conditions: <p>standard version displacement of the yacht: <p>at half liquid load, clean hull, 25°C air temperature, <p>good weather conditions, 8 persons on board <p>overloading the yacht by <p>top speed decreases of</p></p></p></p></p></p>	<p>135 <p> <p>3 <p>1</p></p></p></p>	<p>t/lb <p> <p>t/lb <p>knot</p></p></p></p>	<p>297346 <p> <p>6614</p></p></p>
Hull and propulsion design: Ferretti Group Engineering. <p>Superstructure and Interiors design: Francesco Paszkowski Design.</p>	PRELIMINARY		

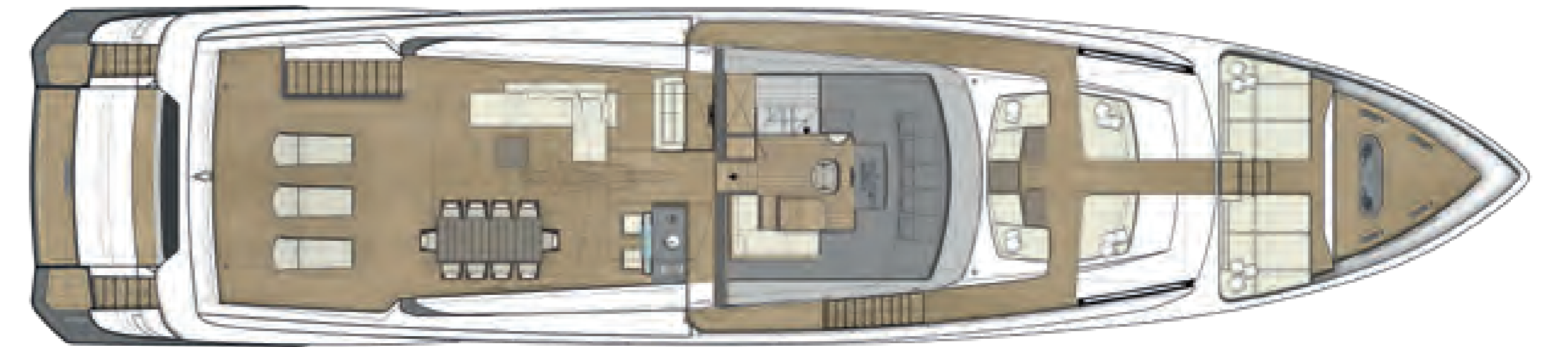
<b>ENGINES</b> <p>2 x MTU 16V 2000 M86 power 2217 mhp / 1630 kW at 2450 rpm <p>2 x MTU 16V 2000 M96L power 2638 mhp / 1939 kW at 2450 rpm</p></p>			std <p>opt</p>
<b>SPEED (knots)</b> <p>Maximum recorded speed <p>Cruising speed <p>Economic cruising speed</p></p></p>	<b>MTU 2217</b> <p>23 <p>20 <p>12</p></p></p>		<b>MTU 2638</b> <p>26 <p>22 <p>12</p></p></p>
<b>RANGE (nautical miles)</b> <p>Maximum speed <p>Cruising speed <p>Economic cruising speed</p></p></p>	<b>MTU 2217</b> <p>400 <p>450 <p>1050</p></p></p>		<b>MTU 2638</b> <p>360 <p>400 <p>1050</p></p></p>
<b>MAIN SIZES</b> <p>Loa = Overall length (standard ISO 8666) <p>Lh = Hull length (standard ISO 8666) <p>Lwl = waterline length (boat fully laden) <p>Maximum beam <p>Depth under propellers (boat fully laden) <p>Displacement unladen <p>Displacement laden <p>Gross Tonnage <p>Maximum number of persons on board</p></p></p></p></p></p></p></p></p>	<p>32,82 <p>32,82 <p>26,74 <p>7,30 <p>2,03 <p>126 <p>146 <p>210</p></p></p></p></p></p></p></p>	<p>m/ft. in. <p>m/ft. in. <p>m/ft. in. <p>m/ft. in. <p>m/ft. in. <p>t/lb <p>t/lb <p>GT</p></p></p></p></p></p></p></p>	<p><b>107' 8"</b> <p><b>107' 8"</b> <p><b>87' 9"</b> <p><b>23' 11"</b> <p><b>6' 8"</b> <p><b>277782</b> <p><b>321875</b> <p><b>20</b></p></p></p></p></p></p></p></p>
Certification	RINA Class Certificate for Pleasure Yachts, C ✪ HULL, • MACH, Y, Unrestricted Navigation		
<b>5 TECHNICAL DATA</b> <p>Hull type: warped hull with spray rails and aft deadrise <p>H = Overall height from keel <p>P = swim platform <p>Fuel tanks capacity <p>Water tanks capacity</p></p></p></p></p>	<p>10 <p>13,23 <p>0,00 <p>14700 <p>3000</p></p></p></p></p>	<p>° <p>m/ft. in. <p>m/ft. in. <p>lt./US gals. <p>lt./US gals.</p></p></p></p></p>	<p> <p><b>43' 5"</b> <p><b>0' 0"</b> <p><b>3884</b> <p><b>793</b></p></p></p></p></p>
<b>PERFORMANCE SPECIFICATIONS</b> <p>the performance is estimated at the following conditions: <p>standard version displacement of the yacht: <p>at half liquid load, clean hull, 25°C air temperature, <p>good weather conditions, 8 persons on board <p>overloading the yacht by <p>top speed decreases of</p></p></p></p></p></p>	<p>135 <p> <p>3 <p>1</p></p></p></p>	<p>t/lb <p> <p>t/lb <p>knot</p></p></p></p>	<p>297346 <p> <p>6614</p></p></p>
Hull and propulsion design: Ferretti Group Engineering. <p>Superstructure and Interiors design: Francesco Paszkowski Design.</p>	PRELIMINARY		



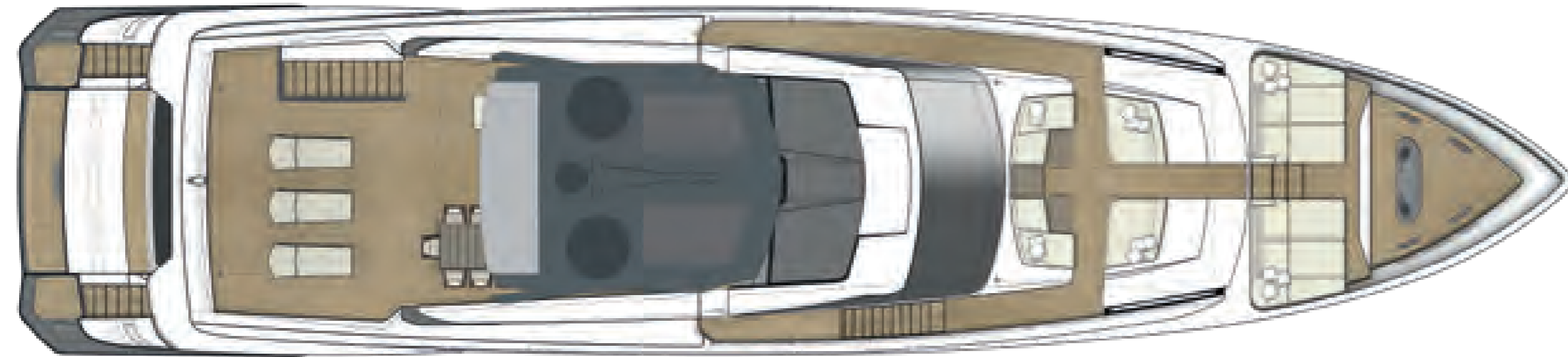
Profile



Upper deck



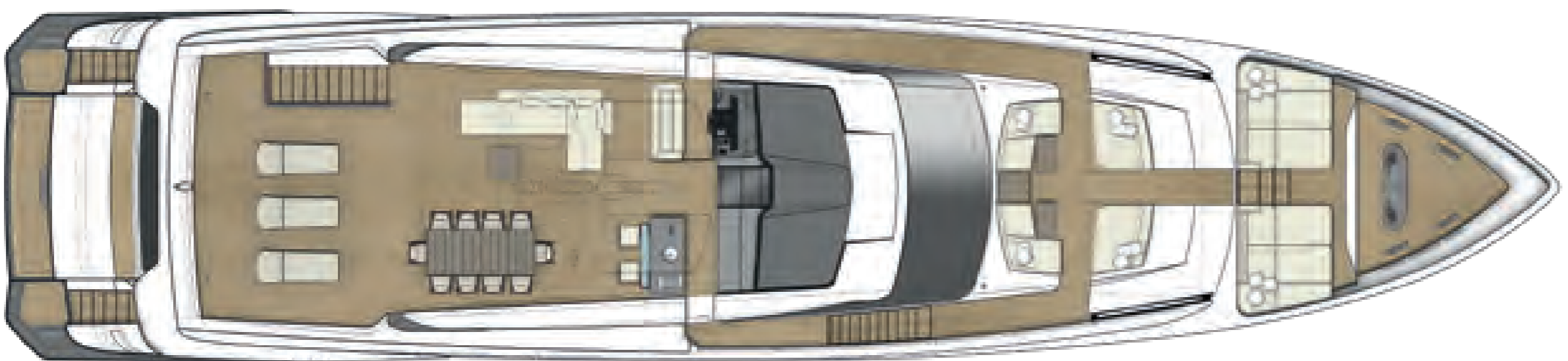
Top view



Main deck



Raised Pilot House



Lower deck





  
FERRETTIGROUP



## LEGAL NOTICE

1. This brochure does not constitute an offer by the shipyard to any person under any circumstances whatsoever, nor may it be incorporated into any contract.

2. All the information in this brochure, including without limitation all technical and performance data, illustrations and drawings, has no contractual effect. That information refers to European standard models of motor yachts built by the shipyard and is accurate at the brochure's date of issue. The only valid technical description or reference content for an individual motor yacht is the exact specification stated at the time of purchase. Therefore, the only information that is binding on the seller is that contained in the sale agreement and associated manual. This brochure is based on information available at the date of issue. Notwithstanding Ferretti Group's best efforts to ensure accuracy, the information in this brochure may not cover all details or subsequent changes, nor does it claim to accurately foresee or detail all possible scenarios. Displays, photos, diagrams, designs or examples in this brochure are reproduced solely and exclusively to highlight the information contained. Each yacht is different, so the shipyard declines any and all liability for any use thereof on the basis of the information in this brochure.

3. The brochure and its contents must not be copied or reproduced in their entirety or in part.

4. Sale of this brochure is not permitted.

### Technical drawings:

Francesco Paszkowski Design  
Ferretti Group Engineering

### Concept and art direction:

Armando Testa

### Photos:

Alberto Cocchi

### *Special Thanks to Contini Art Gallery*

### FERRETTI S.P.A.

Via Ansaldo, 7 · 47122 – Forlì, Italy  
Tel. +39.0543.787.511

### FERRETTI GROUP SUPERYACHT YARD – CUSTOM LINE

Via Enrico Mattei, 26 · 60125 – Ancona, Italy

customline-yacht.com

**CUSTOM LINE**

---

BEYOND THE LINE