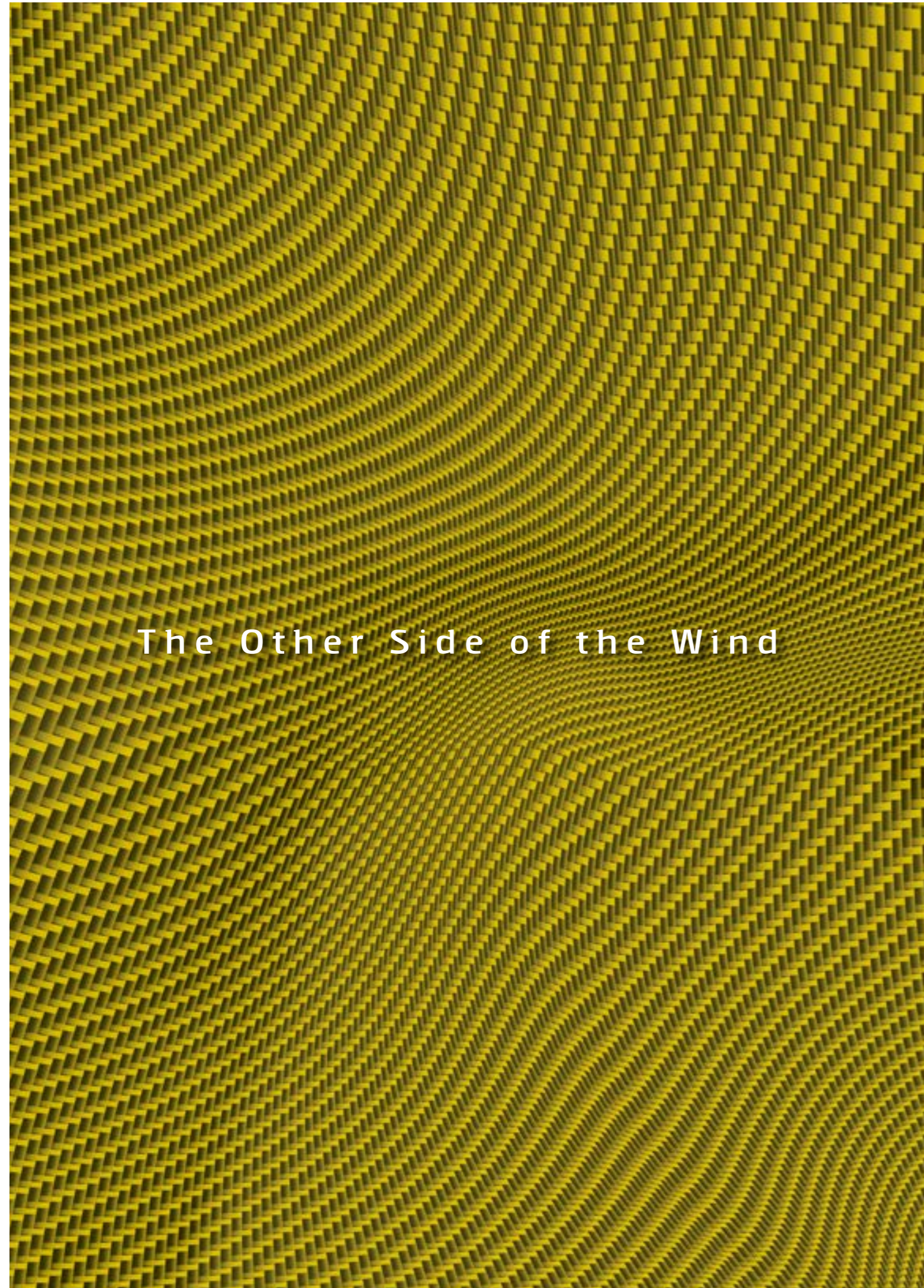


WALLY



w a l l y w h y 2 0 0

20 years ahead



The Other Side of the Wind



wallywhy200

The game changer

Wally's futuristic-looking 27-meter (88' 9") wallywhy200 is a cool "space" ship in more ways than one. Providing a ground-breaking owner's suite in the bow and delivering up to 50% more living space than traditional yachts of its length but without making the speed concessions of a displacement yacht, it offers a solution you'll want to get on board with.

The innovative full-wide-body design indeed pushes design boundaries: measuring less than 24m loadline, wallywhy200 is rewriting the rules to make volume the most important gauge of a yacht. The numbers speak for themselves in showing why this yacht is so remarkable. The wallywhy200 provides more than 200 square meters (2,153 square feet) of indoor living space over three decks, and 144 sqm (1,550 sqft) of outdoor living.

The beamy, trail-blazing and highly performing hull has been specifically developed for this semi-displacement yacht and tested in naval tank to optimise efficiency while cutting through the waves with no slamming and minimal pitching, like all Wally hulls. The wide beam combined with the zero-speed fin stabilisers and optional twin Seakeeper gyros ensure stability under way and at anchor. As one of the foundations for the wallywhy200 design concept, its Volvo pod propulsion system is central to delivering an engine room that maximizes living space on the lower deck, while also providing

easy and safe maneuvering from the helm.

The interiors of wallywhy200 reflect the Wally DNA to combine classic and contemporary elements with a functional design, where simplicity is the result of high ingenuity typical of the brand. Additionally, they harmoniously dialogue with the exteriors creating the blend of the Wally inside-outside living. The use of the latest technologies throughout the yacht provides many lifestyle benefits. The wrap-around main deck in glass unlocks game-changing extra interior volume on this deck. The central carbon fiber staircase connecting the three decks performs as structural element replacing the bulkheads to offer an open-plan contemporary living area.

wallywhy200 was developed by Wally's design team headed by Luca Bassani and the Ferretti Group Engineering Department, who worked with Laurent Giles NA Ltd for the naval architecture and Studio A. Vallicelli & Co for interior design.





Wally achieves its top maneuvering-quality with [wallywhy200](#). Combining advanced naval architecture and an adaptive multi-propulsion system, the [wallywhy200](#) has been designed to cruise at an impressive 20+ knots of speed in hyper displacement mode.







The Wow Bow

In keeping with design philosophy that aims to combine form and function with new and immersive Wally experience, the [wallywhy200](#) features a spectacular 4,7-metre (15'5") high glazed bow to maximise seaworthiness like an explorer vessel.







Roomy, speedy



and amazingly
steady





Ultimate self control

The roomy and full visibility wheelhouse with double side doors for access to the foredeck, is equipped with the full-carbon single molded dashboard, the distinguished Wally driving wheel and user-friendly joy-stick control for easy maneuvering.







The eye-catching upper deck has a futuristic glass and carbon dome, a distinctive Wally feature that is reminiscent of the clean, angular look of the legendary Wallypower motor yachts. Also on the upper deck, the extended, structural top with no supporting pillars is a masterpiece of design and

engineering for its exceptional stability and strength. This extended overhang translates to a larger upper deck aft too, offering space to recline on sunloungers or sit in the shade at the dining table. Through a large sliding door, guests make their way into the sky-lounge in Wally's first enclosed bridge.





Meet beauty



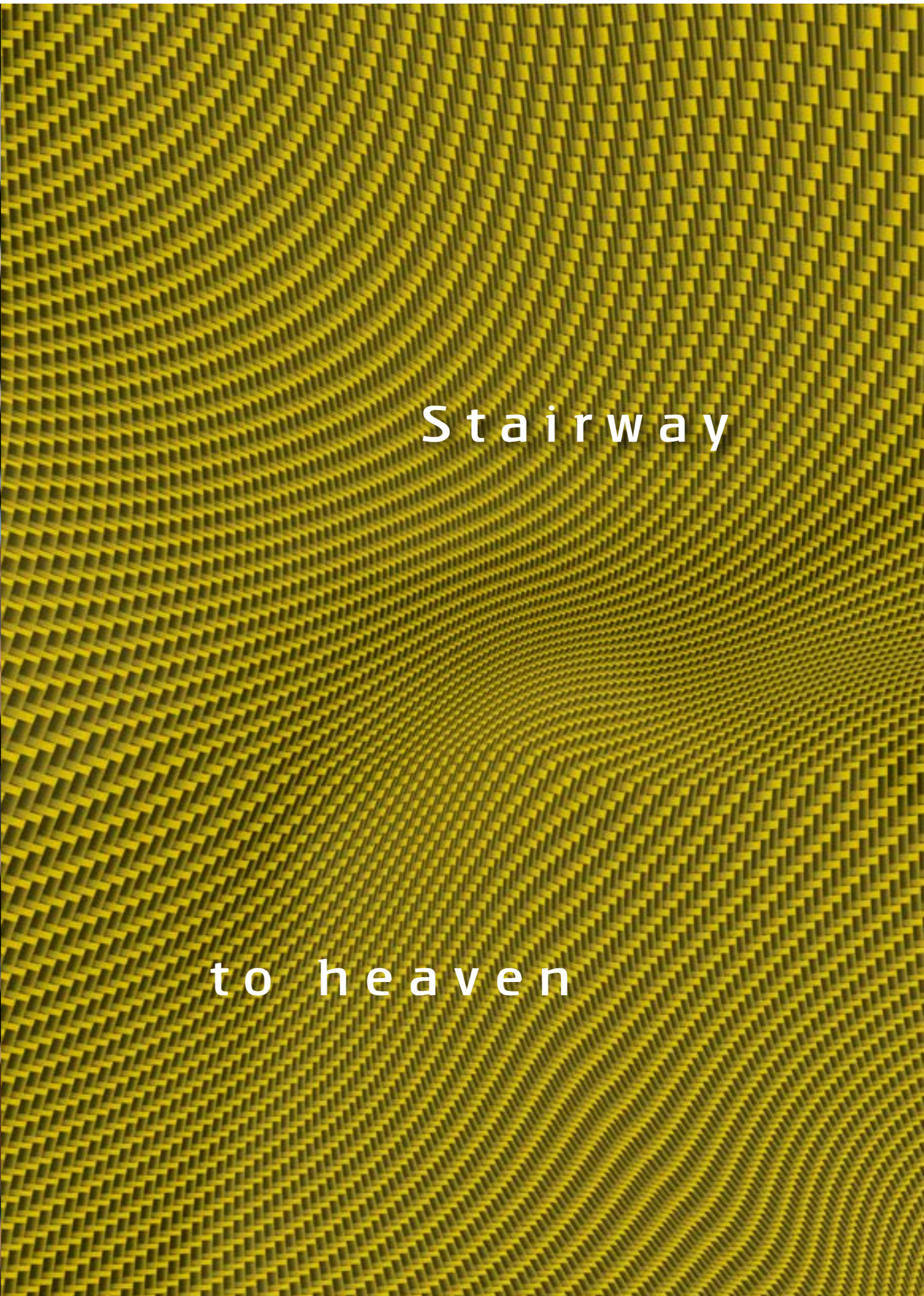




The deep V hull of [wallywhy200](#), its futuristic vertical bow that slides through the waves and the automated interceptors, guarantee not only a smooth ride but also an exceptional stability, both in navigation and at anchor







Stairway

to heaven



The spectacular one-piece laminated carbon staircase connects the three decks and makes bulkheads superfluous in the huge 50 sqm (538 sqft) open plan living area.







The extended pillarless overhang above the main deck aft and flanking glass panels provide shelter to the al fresco dining and lounging area, which has unobstructive views on the three sides and seamlessly flows into the main saloon past sliding full-height doors.

By absorbing prized space conventionally used for exterior walkways into a unique full-beam saloon, the open-plan contemporary living area is increased significantly, being 50% larger than most salons found in the yacht's category. Additionally, an informal show kitchen can be fitted as an optional layout.

Quintessential entertainment











Open air grandeur

On deck, the fold-down beach club bulwarks give access to the sea on three sides and expand the living area to 32sqm (344 sqft).

wallywhy200 boasts two garages with a storage capacity never seen before on yachts of this size able to accommodate a 4,15 m (12' 5") jet tender, wave

runner, Seabob, paddleboard and all sort of water toys.

Positioned on either side, the garages permit a large passageway amidships instead of the classic two narrow ones on the sides.







Wunderkammer

welcome





A stunning 37sqm (398 sqft) master suite at the forward bow of the main deck, takes the on board experience to a whole new level and commands the sea with an uninterrupted 270-degree view of the horizon.



The master suite features two large separate bathrooms and stands out also for its exceptionally low noise level thanks to the positioning of the engine room aft, at the opposite side of the boat.





Lower deck

above all
expectations



The full-beam VIP suite in the lower deck is unusually spacious and includes a lounge area to starboard and his and hers en-suites separated by common shower at the forward end.



Welcome to
dreams and
comfort in
the VIP suite

Promoting smooth night living in the 5-star guest suites







wallywhy200

Main technical specifications



MAIN DECK (STANDARD)



MASTER CABIN CLOSET VERSION (OPTIONAL)



MAIN DECK SHOW KITCHEN VERSION (OPTIONAL)



MAIN DECK ENTERTAINMENT VERSION (OPTIONAL)



UPPER DECK (STANDARD)

wallywhy200

Main technical specifications



Engines

4 x VOLVO PENTA D13 IPS1200 power 900 mhp / 662 kW at 2300 rpm	std
4 x VOLVO PENTA D13 IPS1350 power 1000 mhp / 735 kW at 2400 rpm	opt

Speed (knots)

	VOLVO IPS 1200	VOLVO IPS 1350
Maximum speed	21	23
Cruising speed	18	20

Range (nautical miles)

	VOLVO IPS 1200	VOLVO IPS 1350
Maximum speed	360	340
Cruising speed	390	370
Economic cruising speed 10kn	1000	1000

Main sizes

LOA = overall length (standard ISO 8666)	27,03	m.	88 ft. 8 in.
LH = Hull length (standard ISO 8666)	23,98	m.	78 ft. 8 in.
Lwl = waterline length (boat fully laden)	23,92	m.	78 ft. 6 in.
Maximum beam	7,66	m.	25 ft. 2 in.
Depth under propellers (boat fully laden)	2,0	m.	6 ft. 5 in.
Displacement unladen	110	ton./lb.	242508
Displacement laden	126	ton./lb.	278400
Maximum number of persons on board	20		
Design category Directive 2013/53/EU	A		
Certification modules	B + F + Aa (sound emission)		RINA S.p.A.

Technical data


Hull type: warped hull with spray rails and aft deadrise	9	°	
H = overall height	11,5	m.	37 ft. 8 in.
P = pulpit + transom	3,05	m.	10 ft. 0 in.
Fuel tank capacity	12000	lt./US gals.	3170
Water tanks capacity	2200	lt./US gals.	581

Performance specifications

The performance is estimated at the following conditions:

standard version displacement of the yacht:	115	ton./lb.	22701 lb
at 1/3 of load, clean hull, 25°C air temperature, good weather conditions, 4 persons on board			
Overloading the yacht by	2	ton./lb.	4409
Top speed decreases of	1	knot	

Research & Development



wallywhy200's functionally-led hullform has been exhaustively tested at the Solent University's towing tank in Southampton, UK, to deliver a comfortable experience at a wide range of speeds, thanks to the close collaboration between Wally, Ferretti Group Engineering and Laurent Giles naval architecture studio.



**Our soul is devoted to always
bring something new and
functional to the market.
We never consider adventure
and design experience as being over.**

Luca Bassani



Leading the Future

Creiamo grandezza

Come Gruppo leader della nautica di lusso, è questo il nostro impegno primario, l'ispirazione che ci guida, individualmente e collettivamente. È il valore che trasmettiamo ai nostri dipendenti, ai nostri brand, agli armatori.

Miglioriamo gli standard della nautica

Incoraggiamo i nostri professionisti a utilizzare know-how ed esperienza per rendere la nautica di lusso un polo di attrazione e un motore di sviluppo economico e tecnologico.

Crediamo nell'innovazione

Ferretti Group raggiunge l'eccellenza grazie alla costante innovazione e all'adozione di tecnologie avanzate. È così che otteniamo performance eccellenti e garantiamo sicurezza in mare, offrendo agli armatori esperienze senza eguali.

Creiamo valore

Supportiamo con risorse ed energie lo sviluppo a lungo termine dei nostri brand, rafforzando ulteriormente la loro capacità di creare valore. Questo ha assicurato negli anni un successo straordinario, consentendoci di diventare leader indiscusso nel settore della nautica di lusso.

Siamo vicini ed efficaci

Ferretti Group ha costruito nel tempo una rete internazionale di dealer e assistenza, così da soddisfare ogni necessità e desiderio degli armatori in ogni parte del mondo. La vicinanza al cliente è uno degli ingredienti del nostro successo duraturo.

Consideriamo l'impatto ambientale

Consapevole della necessità di considerare l'impatto ambientale e sociale dei propri prodotti e processi, Ferretti Group pubblica annualmente un Bilancio di Sostenibilità. Il documento illustra i principali effetti ambientali derivanti dalle attività del Gruppo e delinea le iniziative in atto per uno sviluppo sostenibile.

Creating Greatness

This is our commitment as a luxury yachting group. This is the spirit that drives us, individually and collectively. This is the value we bring for our employees, our brands, our clients and society as a whole.

Empowering Expertise

We continually spur each of our brands to go further. We leverage their special know-how, artisanal accomplishment and technological expertise to stay at the cutting edge of the nautical world.

Striving for Innovation

Ferretti Group delivers excellence through constant innovation and pioneering technology. This is how we achieve formidable performance and safety at sea, offering clients authentic experiences to satisfy their desires for affirmation and self-expression.

Creating Value

We focus our energy and resources on supporting our brands in their long-term development, further boosting their ability to create value. This has earned us extraordinary success over the years, helping the group become a pre-eminent player in today's yachting sector.

Going Global


Ferretti Group always endeavours to be close to the market and to our customers, doing whatever it takes to deliver exceptional performance. We have built up an agile, resourceful international dealer network, supported by high-end marketing initiatives to enhance our brands' worldwide visibility and profile.

Softening our impact on the environment

Ever aware of the need to consider the environmental and social side-effects of our products and processes, Ferretti Group publishes a Sustainability Report every year. This document maps the main impacts of our activities and outlines the initiatives in place towards more sustainable development.

ferrettigroup.com





Let's wallywhy200



wallywhy200

wally.com



DISCLAIMER

1. This brochure does not constitute an offer by the shipyard to any person under any circumstances whatsoever, nor may it be incorporated into any contract.

2. All the information in this brochure, including without limitation all technical and performance data, illustrations and drawings, has no contractual effect. That information refers to European standard models of motor yachts built by the shipyard and is accurate at the brochure's date of issue. The only valid technical description or reference content for an individual motor yacht is the exact specification stated at the time of purchase. Therefore, the only information that is binding on the seller is that contained in the sale agreement and associated manual. This brochure is based on information available at the date of issue. Notwithstanding Ferretti Group's best efforts to ensure accuracy, the information in this brochure may not cover all details or subsequent changes, nor does it claim to accurately foresee or detail all possible scenarios. Displays, photos, diagrams, designs or examples in this brochure are reproduced solely and exclusively to highlight the information contained. Each yacht is different, so the shipyard declines any and all liability for any use thereof on the basis of the information in this brochure.

3. The brochure and its contents must not be copied or reproduced in their entirety or in part.

4. Sale of this brochure is not permitted.